

TSURUMI TRASH & DEWATERING PUMPS, POWERED BY HONDA ENGINES!

SUBMERSIBLE PUMPS

\$419

**Electric Submersible
Dewatering Pump**
2/3-hp, 2 in. (LB-480)



\$659


**Electric Submersible
Dewatering Pump, 1-hp,
2 in. (LB-800)**



TRASH PUMPS

\$1369

**Trash Pump, Honda Gx160
Engine, 2 in. (EPT3-50HA)**



\$1750

**Trash Pump, Honda Gx240
Engine, 3 in. (EPT3-80HA)**



\$2650

**Trash Pump, Honda Gx240
Engine, 4 in. (EPT3-100HA)**



CENTRIFUGAL PUMPS

\$449

**Centrifugal Dewatering
Pump, Honda Engine, 1 in.**
(TE2-25HA)



\$1599

**Centrifugal Dewatering Pump,
Honda Engine, 4 in. (TE2-100HA)**



\$699

**Centrifugal Dewatering
Pump, Honda Engine 3 in.**
(TE3-80HA)



\$579

**Centrifugal Dewatering
Pump, Honda Engine, 2 in.**
(TE3-50HA)



GARRETT INDUSTRIAL SUPPLY

Serving the Coal, Shale Gas,
Construction, Chemical,
Manufacturing, Trucking, and
Timber industries since 1983!



Suction Hose

Black Rubber, PVC, Septic / Ag
ASSEMBLED TO ORDER



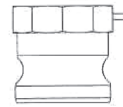
Discharge Hose

Blue/Low Pressure, Red/Heavy Duty, Yellow/Oil Resistant & High Pressure
ASSEMBLED TO ORDER

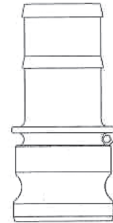
Strainers, Sight Tubes, Foot Valves,
Spool Couplers, Camlock Reducers,
Pipe Fittings and more!

These Components are Available in
All Sizes Up to 8 Inches.

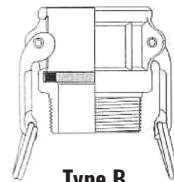
CAM & GROOVE FITTINGS



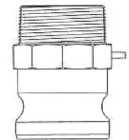
Type A
Male NPT X Male Adapter



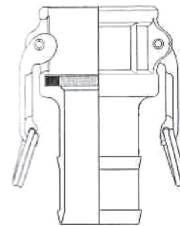
Type E
Male Adapter X Hose Shank



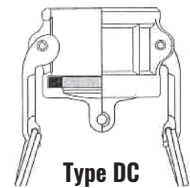
Type B
Female Coupler X Male NPT



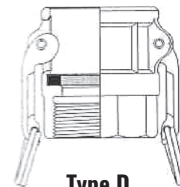
Type F
Male NPT X Male Adapter



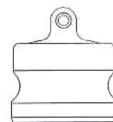
Type C
Female Coupler X Hose Shank



Type DC
Dust Cap



Type D
Female Coupler X Female NPT



Type DP
Dust Plug

	2 in.	3 in.	4 in.
A	\$6.29	\$10.91	\$13.26
B	\$13.01	\$18.62	\$31.81
C	\$17.01	\$26.29	\$39.71
D	\$16.56	\$25.21	\$30.81
E	\$9.06	\$16.21	\$27.32
F	\$8.93	\$14.59	\$21.90
DC	\$12.33	\$18.69	\$26.88
DP	\$5.28	\$8.93	\$13.90

Many other sizes available!